

## Spare parts list

Brand: Dimplex

Type: SIH 20TE

Part number: 352970

Position	Description	Part number	Serv. ind.
1	Compressor	4522254289E	
2	Expansion valve	4522344131E	
3	Inspection window	4521594103E	
4	Filter dryer	4521504110E	
5	Plate heat exchanger	4522344109E	
6	Plate heat exchanger	4522344110E	
7	Insulation set	4522342029E	
8	Insulation set	4522342028E	
9	Low-pressure switch	4522314103E	
10	High-pressure switch	4519034119E	
11	Heat exchanger	4522254292E	
12**	Dirt trap	4522254148E	
12**.1	Filter for dirt trap 1 1/2"	4522254352	
13	Crankcase heater 59/70W	4522254165E	
14	Inspection window	4522354135*	
15**	Temperature sensor	4522344165E	1
15	› Temperature sensor NTC-10	4522314135E	2
16	Temperature sensor with casing	4521144180E*	
17	Protective conductor terminal	4521354158E	
18	Modular terminal	4521354157E	
19	Modular terminal	4522304116E	
20	Modular terminal	4522304117E	
21	Fuse terminal	4522304120E	
22	Fuse holder	4522304121E	
23	Fuse	4518034158E	
24	Metal film resistor	4522344166E	
25	Transformer	4521154147E*	
26	Contactator	4522254304E	1
26	› Contactator	4518094301	2
27	Auxiliary switch	4541024122E	1
27	› Auxiliary switch	4518094390	2
<b>28</b>	<b>Soft starter</b>	<b>4521574124E</b>	
29	Contactator	4518034652E	1
29	› Contactator	4518094251	2
30	Auxiliary switch	4522254343E	1
31	Controller without display	4522328503E*	
32	Protective motor switch	4518034589E	1
32	› Protective motor switch	4518094355	2
33	Sealing cap	4525014209E	
34	Cap nut	4521224113E	
35	Schrader valve insert	4518044288E	
36**	Cap 12mm cream white	4501282852E	


Position	Description	Part number	Serv. ind.
37	Cover panel	4522343542E	
38	Upper front panel Dimplex design	4522343546E	
39	Lower front panel Dimplex design	4522343547E	
40	Upper back panel	4522343539E	
41	Lower back panel	4522343543E	
42	Upper side panel	4522343506E	
43	Lower side panel	4522343545E	
<b>44</b>	<b>Control panel with GDD keypad</b>	<b>4522302834E</b>	
45	Connecting cable remote control 1.5m	4522302832E	
46	Upper front panelling	4522342301E	
47	Lower front panelling	4522342303E	

\* The article number corresponds to an alternative component, the original component is no longer available.


\*\* not visible in the picture documentation

X.1: Component of a spare part


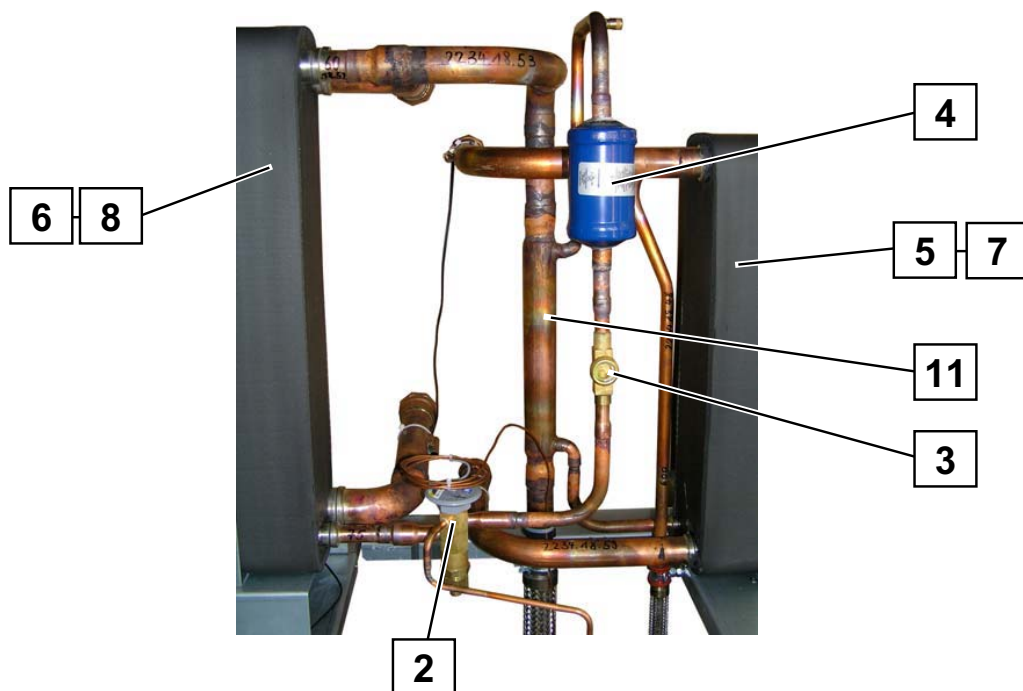
**Note: The filter drier must always be exchanged when soldering work is carried out in the refrigerant circuit.**



Images are intended for identifying the item in the spare parts list and may differ from the actual technical design.





Images are intended for identifying the item in the spare parts list and may differ from the actual technical design.



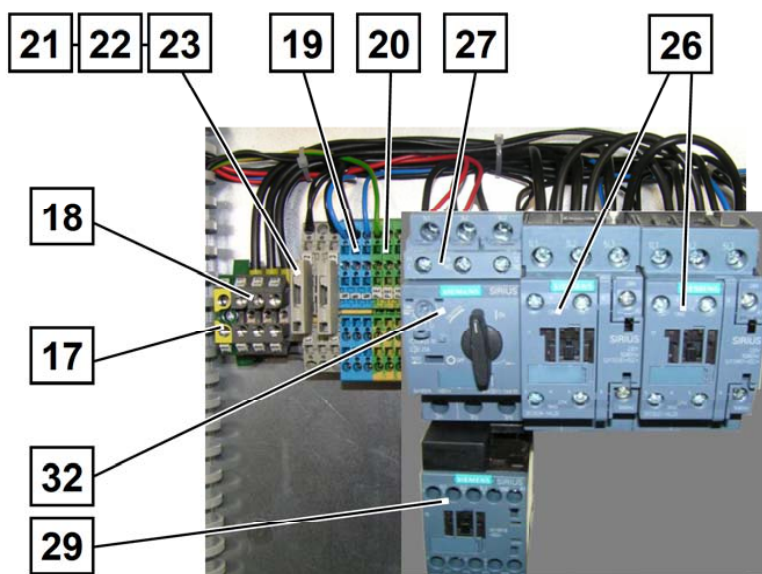

Images are intended for identifying the item in the spare parts list and may differ from the actual technical design.

=>| KI 01




Images are intended for identifying the item in the spare parts list and may differ from the actual technical design.

|=> KI 02



Images are intended for identifying the item in the spare parts list and may differ from the actual technical design.



Images are intended for identifying the item in the spare parts list and may differ from the actual technical design.