

## Spare parts list

Brand: Dimplex

Type: WI 14TU

Part number: 364200

Position	Description	Part number	Serv. ind.
1	Compressor	4522354116	
<b>2</b>	<b>Electronic expansion valve</b>	<b>4522354113</b>	
2.1	Electric expansion valve stepper motor	4522354125E	
3	Economiser	4522352806	
4	Inspection window	4522354136*	
5	Plate heat exchanger	4522324160	
6	Evaporator	4522352809	1
6	› Evaporator	4522352818	2
7	Filter dryer	4522254117E	
8	High-pressure switch	4522344220	
9	Low-pressure switch	4522344231	1
9	› Low-pressure switch	4522354133	2
<b>10</b>	<b>Pressure sensor 0 - 45 bar</b>	<b>4522344213E</b>	
10/1	Cable for pressure sensor	4522344271	
<b>11</b>	<b>Pressure sensor, 0 - 34.5 bar</b>	<b>4521634116E</b>	
11/1	Cable for pressure sensor	4522344271	
12	Schrader valve insert	4525014207E	
13	Sealing cap	4525014209E	
14	Cap nut	4521224113E	
15	Rubber cushion	4522344117E	
16	Insulation for plate heat exchanger	4522252071E	
17	Insulation for evaporator	4522352017	1
17	› Insulation for evaporator	4522352026	2
18	Insulation for economiser	4522352015	
19	Transformer	4521154147E	
<b>20</b>	<b>pCO controller, large</b>	<b>4522328507E</b>	
21	Interface card	4522344191E	
<b>22</b>	<b>Controller for elec. expansion valve</b>	<b>4522344189E</b>	
23	Terminal block Econ	4522352808	
24	Contactator	4518094273	
25	Protective motor switch	4518094355	
26	Auxiliary switch	4518094390	
27	Tier terminal	4521604126	
28	Tier terminal - protective conductor	4521604127	
29	Soft starter	4522304164E*	
30	Fuse	4518034158E	
31	Terminal strip	4521154162	
32	Metal film resistor	4522324141E	
33	Temperature Sensor NTC 1,5 m	4522354122	
34	Temperature sensor NTC-10	4522314135E	
35	Sensor	4522314115E	
36	Capillary tube controller 137 °C	4522354121	


Position	Description	Part number	Serv. ind.
37	Strain relief	4501194101E	
<b>38</b>	<b>Control panel with GDD keypad</b>	<b>4522302834E</b>	
39	Connecting cable remote control 1.5m	4522302832E	
40	Clip-on nut	4522354103	
41	Dirt trap	4522254147E	
41.1	Filter for dirt trap 1 1/4"	4522254351	
42	Hose clamp	4522354119	
43	Cable gland	4205001	
44	Temperature sensor with casing	4521144180E	
46	Metal plug for round hole	4522354140*	
50	Quick connector	4522354102	
51	Retaining ring	4522354104	
52	Front panelling	4522352301	
53	Cover panelling	4522322303E	
54	Left side panel white	4522353504	
56	Right side panel white	4522353505	
58	Front cover white	4522353506	
60	Cover white	4522353507	

\* The article number corresponds to an alternative component, the original component is no longer available.




X.1: Component of a spare part

X/1: Accessory for a spare part

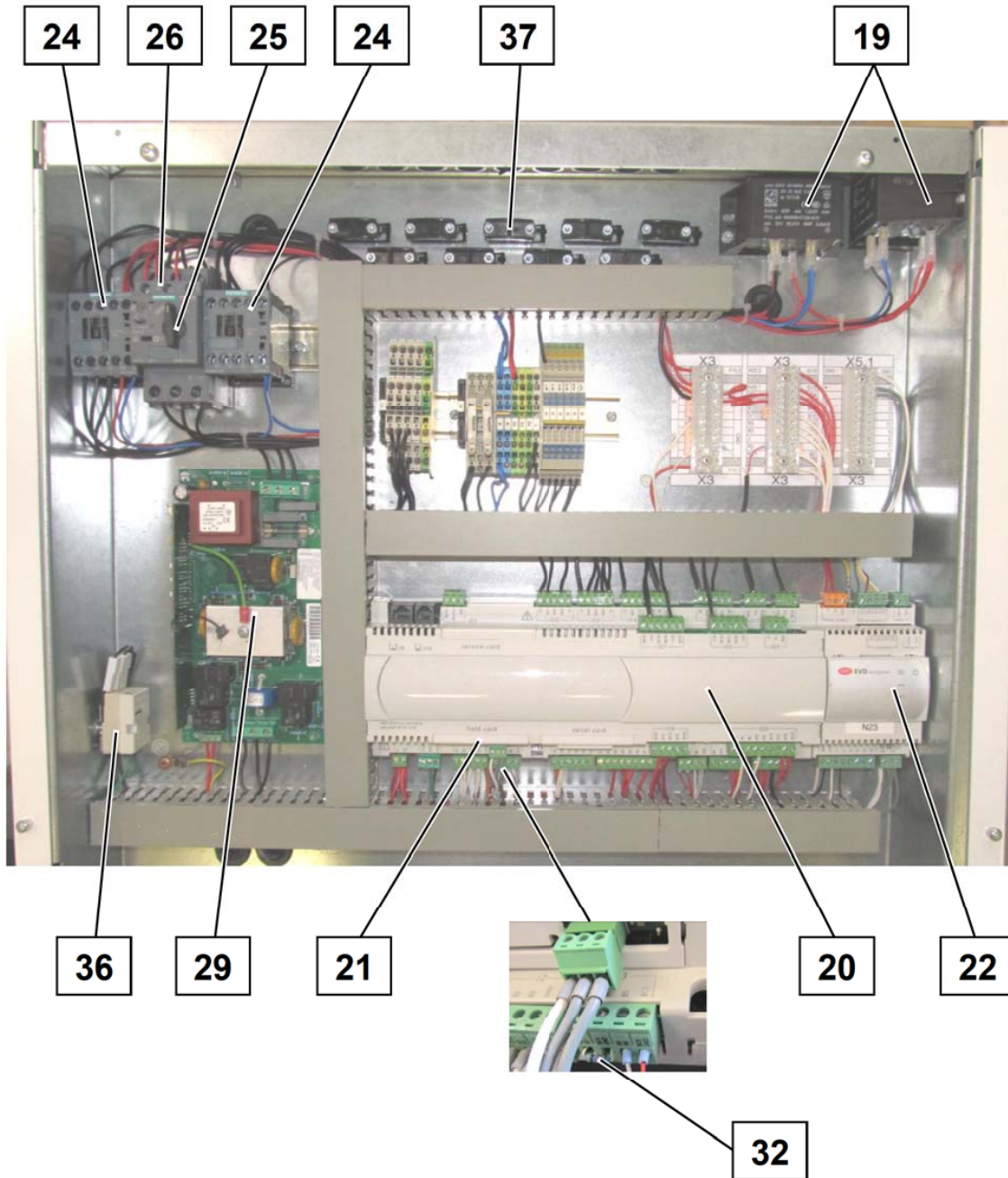
**Note: The filter drier must always be exchanged when soldering work is carried out in the refrigerant circuit.**



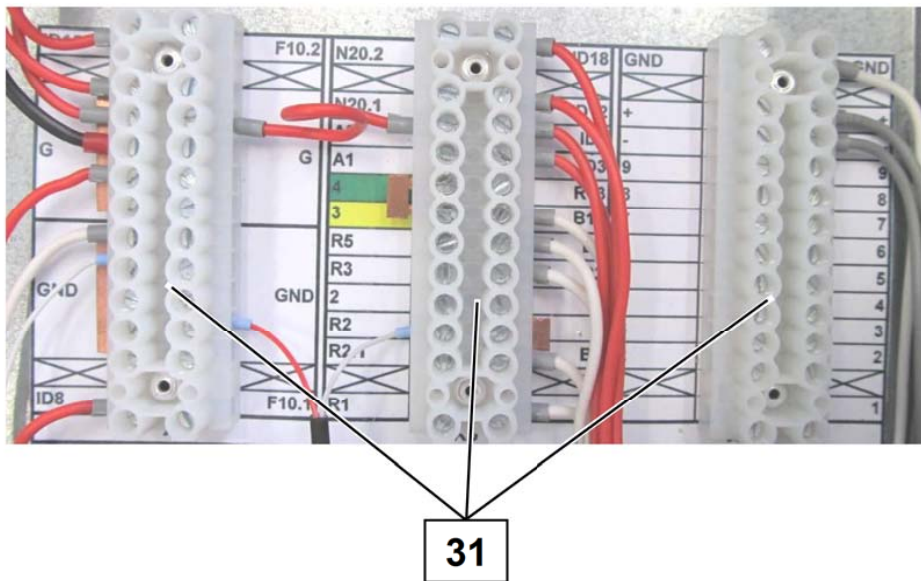
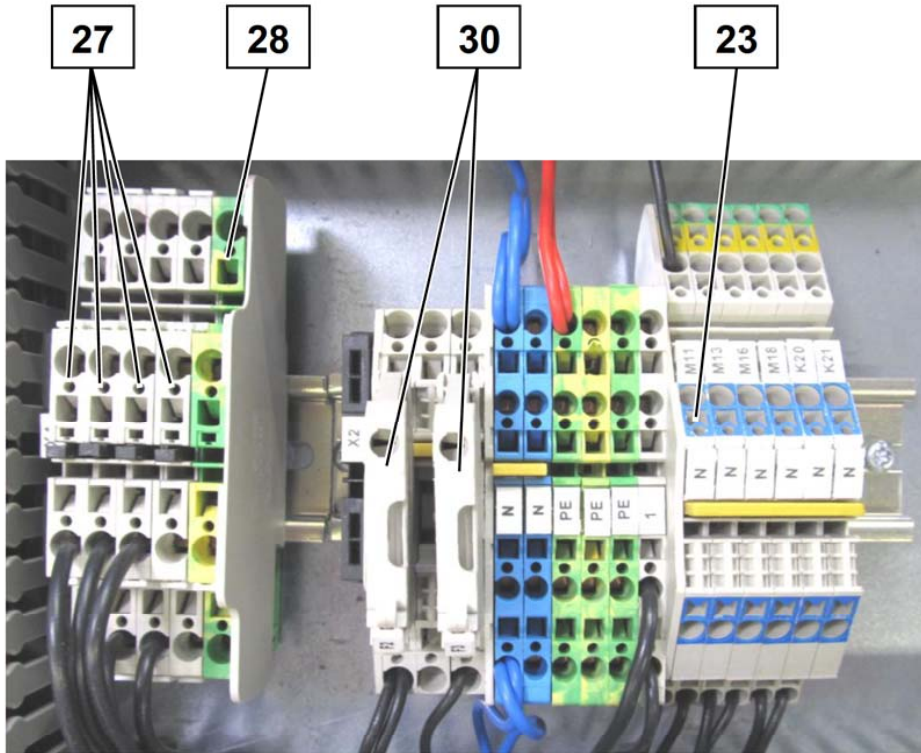
Images are intended for identifying the item in the spare parts list and may differ from the actual technical design.



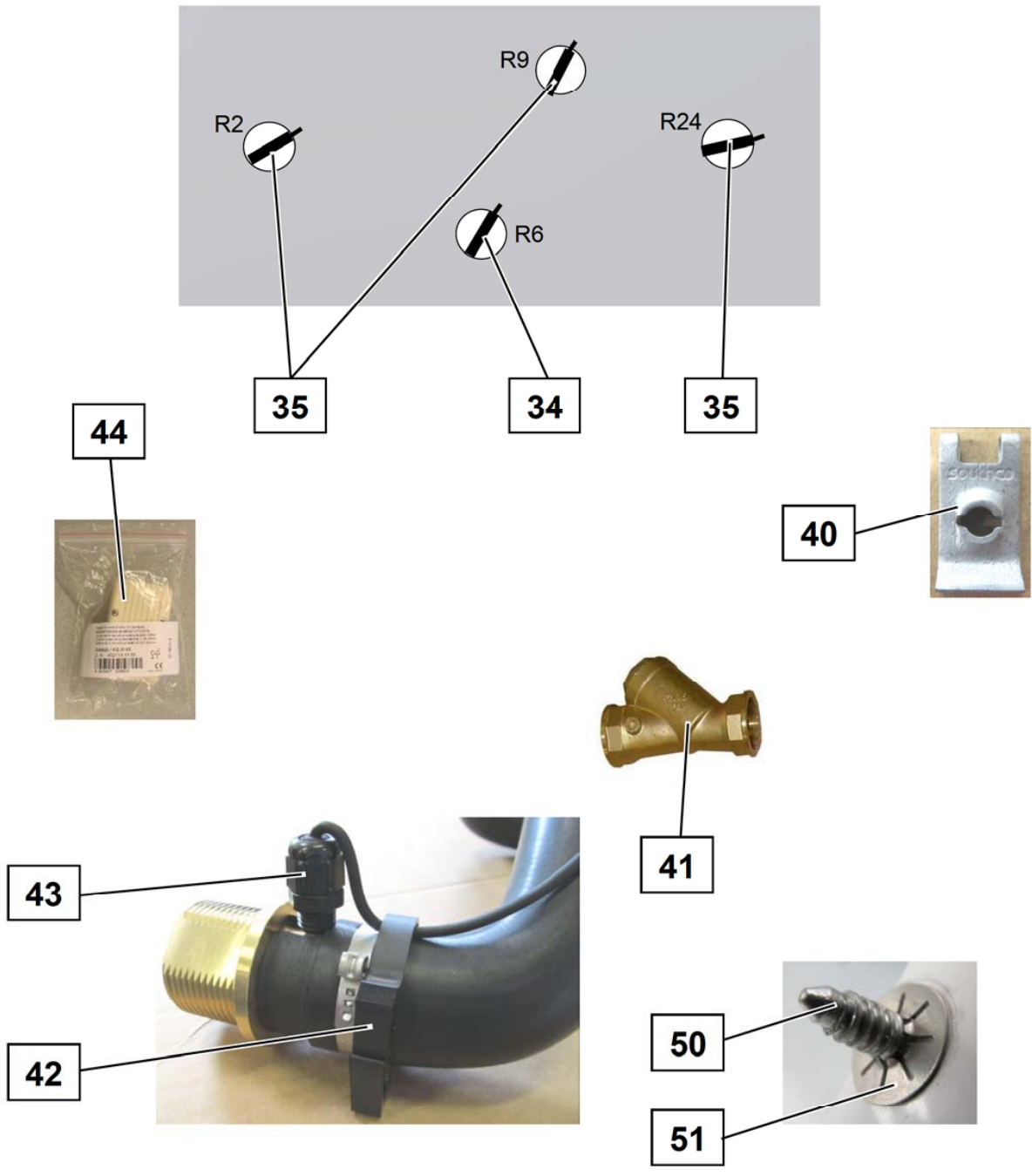
Images are intended for identifying the item in the spare parts list and may differ from the actual technical design.




Images are intended for identifying the item in the spare parts list and may differ from the actual technical design.



Images are intended for identifying the item in the spare parts list and may differ from the actual technical design.



Images are intended for identifying the item in the spare parts list and may differ from the actual technical design.



Images are intended for identifying the item in the spare parts list and may differ from the actual technical design.