

Spare parts list

Brand: Dimplex

Type: WI 45TU

Part number: 368530

Position	Description	Part number	Serv. ind.
1	Compressor	4521614122	
2	Crankcase heater	4521604125E	
3	Inspection window	4522354138*	
4	liquefier	4522344262	
5	Insulation for plate heat exchanger	4522372006	
6	Economiser	4522372804	
7	Insulation for economiser	4522372007	
8	Filter dryer	4518014298	
9	Electronic expansion valve	4522354134	
9.1	Electric expansion valve stepper motor	4522354125E	
10	evaporator	4522344265	
11	High-pressure switch	4522344220	
12	Low-pressure switch	4522354111	
13	Low-pressure switch	4522344231	
14	Pressure sensor 0 - 45 bar	4522344213E	
14/1	Cable for pressure sensor	4522344271	
15	Pressure sensor, 0 - 34.5 bar	4521634116E	
15/1	Cable for pressure sensor	4522344271	
16	Inspection window	4522354135*	
17	Schrader valve insert	4518044288E	
18	Sealing cap	4525014209E	
19	Cap nut	4521224113E	
20	Rubber cushion	4522344117E	
21	Transformer	4521154147E	
22	controller Econ5Plus	4522328511E	
24	Soft starter	4521634145E	
25	Contactator	4518094307	
26	Relay	4521374111E	
27	Socket	4521374112E	
28	Retaining clip	4522254246E	
29	Terminal strip	4521154166	
30	Controller for elec. expansion valve	4522344189E	
31	Capillary tube controller 137 °C	4522354121	
32	Terminal block Econ	4522352808	
33	Through terminal	4522344197	
34	Protective conductor terminal	4522344198	
35	Fine-wire fuse 5,0 A	4522374102	
36	Metal film resistor	4522324141E	
37**	Temperature sensor NTC-10	4522314135E	
38	Temperature Sensor NTC 3 m	4521604138	
39	Temperature sensor with casing	4521144180E	
40	Dirt trap	4522254148E	

Position	Description	Part number	Serv. ind.
40.1	Filter for dirt trap 1 1/2"	4522254352	
41	Clip-on nut	4521574104E	
42	Quick connector	4521574103E	
43	Retaining ring	4521574106E	
44	Cap 12mm cream white	4501282852E	
45	Control panel with GDD keypad	4522302834E	
46	Connecting cable remote control 1.5m	4522302832E	
47	Front panelling	4522372301	
48	Cover white	4522373504	
49	Front panel white	4522373505	
50	Side panel white	4522373506	


* The article number corresponds to an alternative component, the original component is no longer available.

** not visible in the picture documentation


X.1: Component of a spare part

X/1: Accessory for a spare part


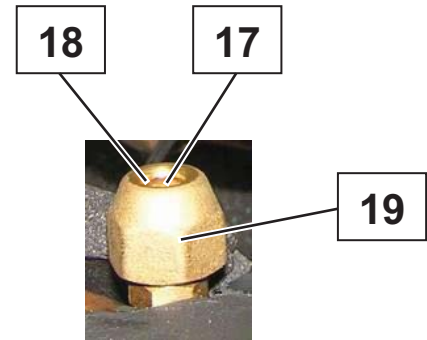
Note: The filter drier must always be exchanged when soldering work is carried out in the refrigerant circuit.




Images are intended for identifying the item in the spare parts list and may differ from the actual technical design.



Images are intended for identifying the item in the spare parts list and may differ from the actual technical design.



Images are intended for identifying the item in the spare parts list and may differ from the actual technical design.




23

31



36



34



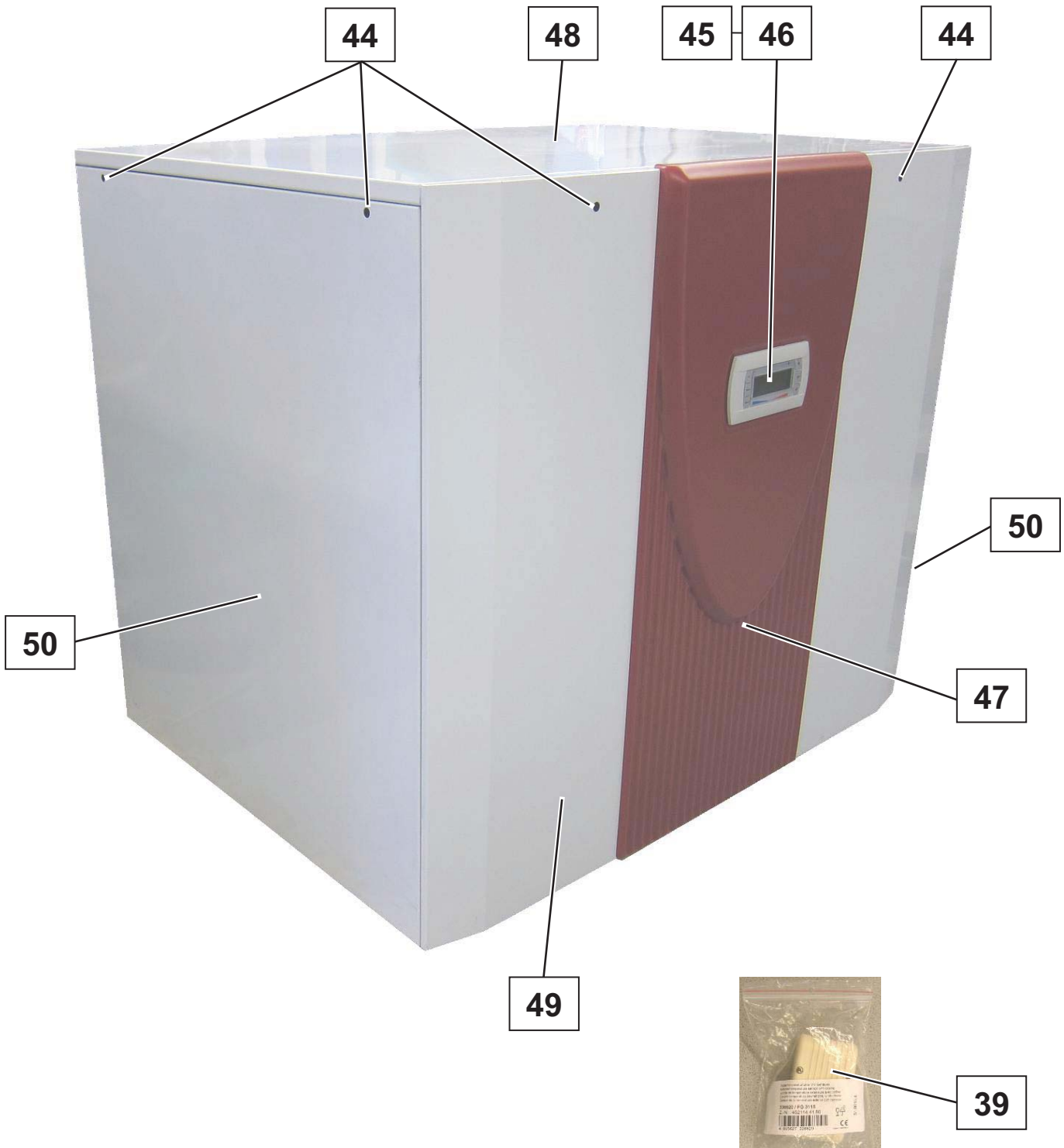
33

22

30



Images are intended for identifying the item in the spare parts list and may differ from the actual technical design.



Images are intended for identifying the item in the spare parts list and may differ from the actual technical design.