

Spare parts list

Brand: Dimplex

Type: SI 130TUR+

Part number: 361770

Position	Description	Part number	Serv. ind.
1	Compressor	4522344208	
2	Crankcase heater	4522344216	
3	Electronic expansion valve	4522344207	
3.1	Electric expansion valve stepper motor	4522354127E	
4	Filter dryer	4522344214	
5	Filter dryer insert	4522344215	
6	Plate heat exchanger	4522344183	
7	Plate heat exchanger	4522344184	
8	Insulation set	4522342015E	
9	Insulation set for heat exchanger	4522342051	
10	Low-pressure switch	4522344221	
11	High-pressure switch	4522344220	
12	4-way Valve Assy	4522342802	
13	4-way valve coil	4521634110E	
14	Vibration absorber	4518144119	
15	Vibration absorber	4522344210	
16	Inspection window	4522344212	1
16	> Inspection window	4518035036E	2
17	Pressure sensor 0 - 45 bar	4522344213E	
17/1	Cable for pressure sensor	4522344271	
18	Pressure sensor, 0 - 34.5 bar	4521634116E	
18/1	Cable for pressure sensor	4522344271	
19	Schrader valve insert	4518044288E	
20	Sealing cap	4525014209E	
21	Cap nut	4521224113E	
22	Rubber cushion	4522344118	
23	Transformer	4521154163E	
24	Transformer	4521154146E	
25	pCO controller, large	4522328507E*	
26	Connector set	4522302845E	
27	Controller for elec. expansion valve	4522344189E	
28	Connector for controller expansion valve	4522344192	
29	Controller pCOe	4522344180E	
30	Connector set for controller	4522344182E	
31	Soft starter	4522344129E	
32	Contactactor	4522344168E	
33	Contactactor	4518035541E	
34	Auxiliary switch	4522254343E	
35	Contactactor	4518034652E	
36	Protective motor switch	4518014434E	
37	Auxiliary switch	4541024122E	
38	Link module	4541024121E	

Position	Description	Part number	Serv. ind.
39	Through terminal	4522344201	
40	Protective conductor terminal	4522344202	
41	End clip	4522344196	
42	Terminal block HPM reversible	4522342801	
43	Thermostat	4521634126E	
44	Terminal strip	4521154166	
45	Modular terminal	4522304135E	
46	Axial-flow fan (AC)	1707220260	
47	Interface card	4522344191E	
48	Temperature sensor with casing	4521144180E	
49	Temperature sensor	4522344165E	
50	Temperature Sensor	4522344190	
51	Fuse	4518034158E	
52	Coding resistor	4522344167E	
53	Dirt trap 3"	4522344135E	
54	Control panel with GDD keypad	4522302834E	
56	Connecting cable remote control 1.5m	4522302832E	
57	Black sash fastener with slot	4518014432E	
58	Cover panel	4522343508E	
59	Upper front panel	4522343563	
61	Lower front panel Dimplex design	4522343549E	
62	Upper back panel white	4522343561	
64	Lower back panel	4522343503E	
65	Upper side panel	4522343506E	
66	Lower side panel	4522343507E	
67	Upper front panelling	4522342301E	
68	Lower front panelling	4522342302E	
69	Cap 12mm cream white	4501282852E	

Special spare parts


Position	Description	Part number	Serv. ind.
1	Label for SI 130TUR+ hydraulic system	4522342293	

* The article number corresponds to an alternative component, the original component is no longer available.

X.1: Component of a spare part

X/1: Accessory for a spare part


Note: The filter drier must always be exchanged when soldering work is carried out in the refrigerant circuit.



Images are intended for identifying the item in the spare parts list and may differ from the actual technical design.



Images are intended for identifying the item in the spare parts list and may differ from the actual technical design.



21

16

19

20

17

49



22

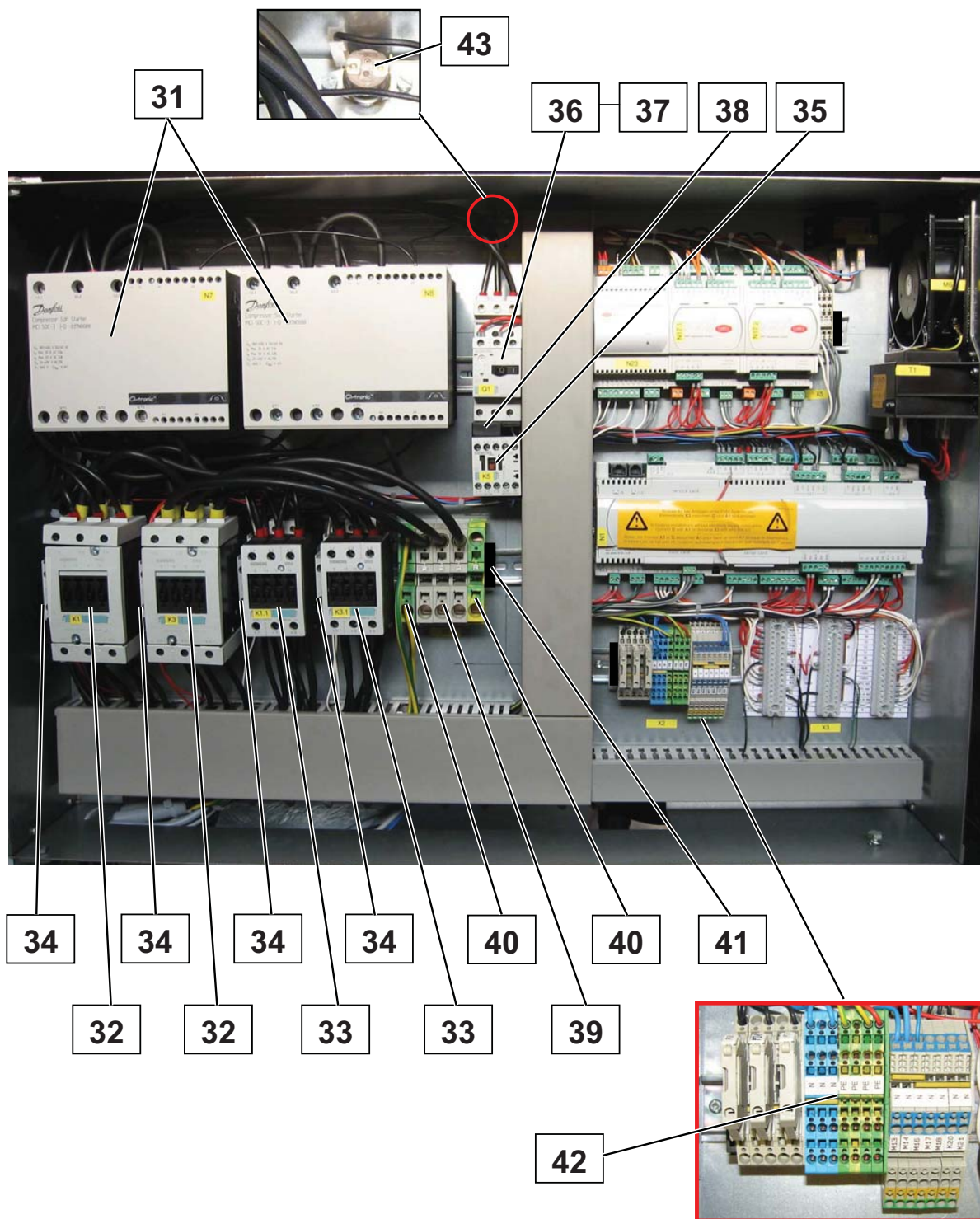


53





48

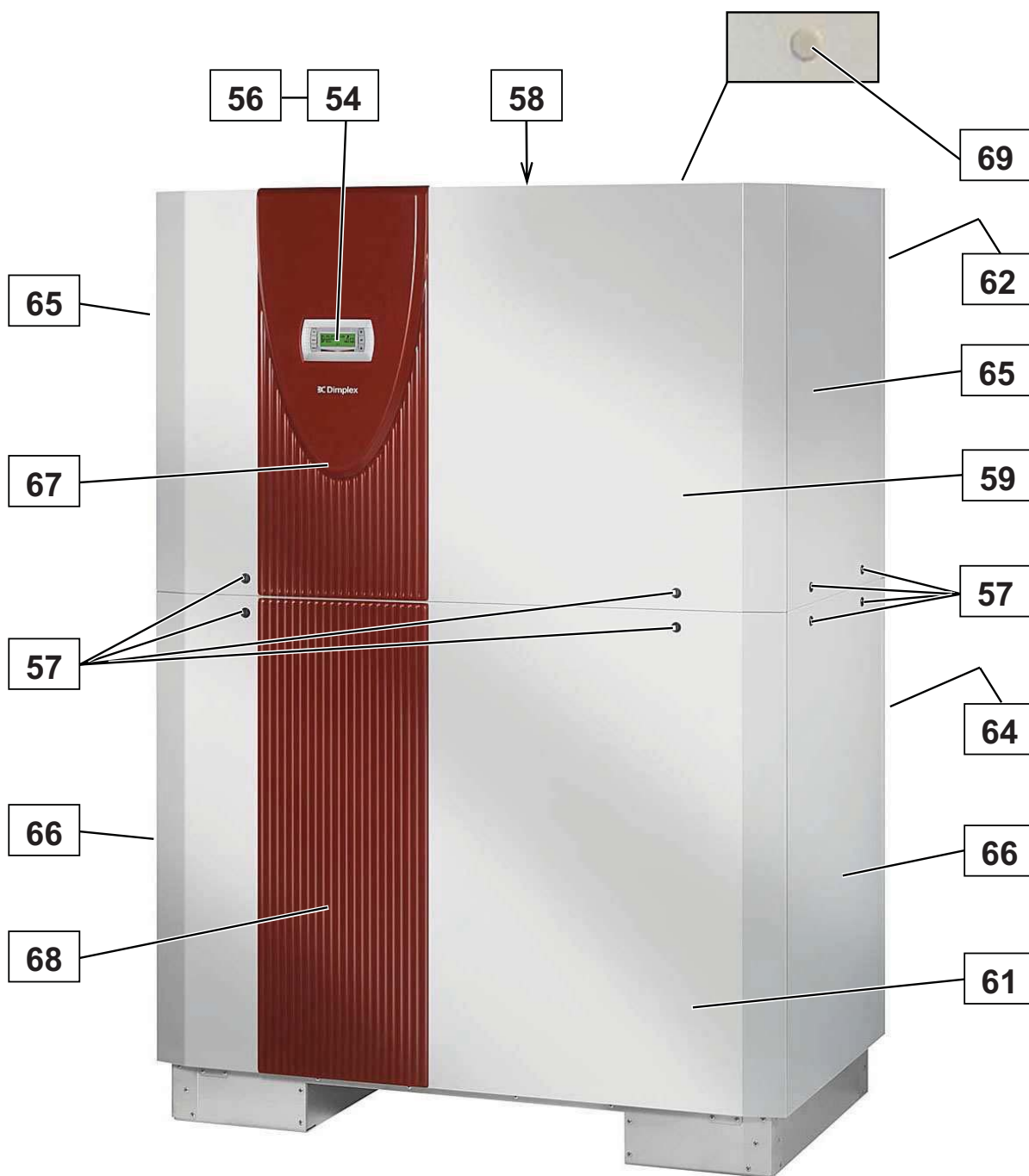
Images are intended for identifying the item in the spare parts list and may differ from the actual technical design.



Images are intended for identifying the item in the spare parts list and may differ from the actual technical design.



Images are intended for identifying the item in the spare parts list and may differ from the actual technical design.



Images are intended for identifying the item in the spare parts list and may differ from the actual technical design.