

Spare parts list

Brand: Dimplex

Type: LI 12TU

Part number: 364070

Position	Description	Part number	Serv. ind.
1	Compressor	4522354116	
2	Crankcase heater	4521604125E	
3	Inspection window	4522354136*	
4	Plate heat exchanger	4521604134	
5	Electronic expansion valve	4522354112	
5.1	Electric expansion valve stepper motor	4522354125E	
6	Evaporator	4521604135	
7	High-pressure switch	4522344220	
8	Low-pressure switch	4521603041	
9	Four-way reversing valve	4521584154E	
10	Magnetic coil	4521584157E	
11	Filter dryer	4521574125	
12	Economiser	4522352806	
13	Ventilator	4521604132	
14	Pressure sensor 0 - 45 bar	4522344213E	
14/1	Cable for pressure sensor	4522344271	
15	Pressure sensor, 0 - 34.5 bar	4521634116E	
15/1	Cable for pressure sensor	4522344271	
16	Cap nut	4521224113E	
17	Sealing cap	4525014209E	
18	Schrader valve insert	4525014207E	
19	Rubber cushion	4521604124E	
20	Insulation for plate heat exchanger	4521602336	
21	Insulation for economiser	4521602346	
22	Transformer	4521154147E	
23	pCO controller, large	4522328507E	
24	Interface card	4522344191E	
25	Terminal block, fitted	4521152811	
26	Fuse	4518034158E	
27	Terminal strip	4521154162	
28	Contacto	4518094273	
29	Auxiliary switch	4518094206	
30	Controller for elec. expansion valve	4522344189E	
31	Capillary tube controller 137 °C	4522354121	
32	Soft starter	4522304164E*	
34	Protective conductor terminal	4522354108	
35	Through terminal	4522354106	
36	Strain relief	4501194101E	
37	Temperature Sensor NTC 3 m Note: Suction gas sensor	4521604138	


Position	Description	Part number	Serv. ind.
38	Sensor Note: Return sensor	4522314115E	
39	Temperature sensor NTC-10 Note: Flow sensor	4522314135E	
40	Control panel with GDD keypad	4522302834E	
41	Connecting cable for remote control	4522302833E	
42	Dirt trap 3/4"	4518034789	
42.1	Filter for dirt trap 3/4"	4518094443	
43	Flow rate switch	4521602818	
44	Check valve	4521584106E	
45	Temperature sensor with casing	4521144180E	
46	Condensate hose + pipe unions	4521598502	
47	Clip-on nut	4521574104E	
48	Quick connector	4521574103E	
49	Retaining ring	4521574106E	
50	Upper front cover	4521602303E	
51	Lower front cover	4521602307E	
52	Cover white	4521603639	
53	Upper front panel white	4521603609	
54	Upper back panel white	4521603640	
55	Upper left side panel white	4521603641	
56	Lower front panel white	4521603643	
57	Lower front panel white	4521603643	
58	Lower back panel white	4521603644	
59	Middle-left side panel signal white	4521603651	
60	Lower right side panel white	4521603652	
61	Lower tubular feedthrough white	4521603655	
62	Air duct cover, signal white	4521603646	
63	Vent plugs	4519034139	

* The article number corresponds to an alternative component, the original component is no longer available.



X.1: Component of a spare part

X/1: Accessory for a spare part




Note: The filter drier must always be exchanged when soldering work is carried out in the refrigerant circuit.





Images are intended for identifying the item in the spare parts list and may differ from the actual technical design.





Images are intended for identifying the item in the spare parts list and may differ from the actual technical design.



Images are intended for identifying the item in the spare parts list and may differ from the actual technical design.




Images are intended for identifying the item in the spare parts list and may differ from the actual technical design.



Images are intended for identifying the item in the spare parts list and may differ from the actual technical design.



Images are intended for identifying the item in the spare parts list and may differ from the actual technical design.



Images are intended for identifying the item in the spare parts list and may differ from the actual technical design.