

Spare parts list

Brand: Dimplex

Type: WI 10TU

Part number: 364190

Position	Description	Part number	Serv. ind.
1	Compressor	4522354115	
2	Electronic expansion valve	4522354113	
2.1	Electric expansion valve stepper motor	4522354125E	
3	Economiser	4522352806	
4	Inspection window	4522354136*	
5	Liquefier	4522314169	
6	Evaporator	4522352811	
7	Filter dryer	4522254117E	
8	High-pressure switch	4522344220	
9	Low-pressure switch	4522344231	
10	Pressure sensor 0 - 45 bar	4522344213E	
10/1	Cable for pressure sensor	4522344271	
11	Pressure sensor, 0 - 34.5 bar	4521634116E	
11/1	Cable for pressure sensor	4522344271	
12	Schrader valve insert	4525014207E	
13	Sealing cap	4525014209E	
14	Cap nut	4521224113E	
15	Rubber cushion	4522344117E	
16	Insulation for liquefier	4522252069E	
17	Insulation for evaporator	4522352020	
18	Insulation for economiser	4522352015	
19	Transformer	4521154147E	
20	pCO controller, large	4522328507E	
21	Interface card	4522344191E	
22	Controller for elec. expansion valve	4522344189E	
23	Terminal block Econ	4522352808	
24	Contacteur	4518094273	
25	Protective motor switch	4518094355	
26	Auxiliary switch	4518094390	
27	Tier terminal	4521604126	
28	Tier terminal - protective conductor	4521604127	
29	Soft starter	4522304164E*	
30	Fuse	4518034158E	
31	Terminal strip	4521154162	
32	Metal film resistor	4522324141E	
33	Temperature Sensor NTC 1,5 m	4522354122	
34	Temperature sensor NTC-10	4522314135E	
35	Sensor	4522314115E	
36	Capillary tube controller 137 °C	4522354121	
37	Strain relief	4501194101E	
38	Control panel with GDD keypad	4522302834E	
39	Connecting cable remote control 1.5m	4522302832E	




Position	Description	Part number	Serv. ind.
40	Clip-on nut	4522354103	
41	Dirt trap	4522254147E	
41.1	Filter for dirt trap 1 1/4"	4522254351	
42	Hose clamp	4522354119	
43	Cable gland	4205001	
44	Temperature sensor with casing	4521144180E	
46	Metal plug for round hole	4522354140*	
50	Quick connector	4522354102	
51	Retaining ring	4522354104	
52	Front panelling	4522352301	
53	Cover panelling	4522322303E	
54	Left side panel white	4522353504	
56	Right side panel white	4522353505	
58	Front cover white	4522353506	
60	Cover white	4522353507	

* The article number corresponds to an alternative component, the original component is no longer available.

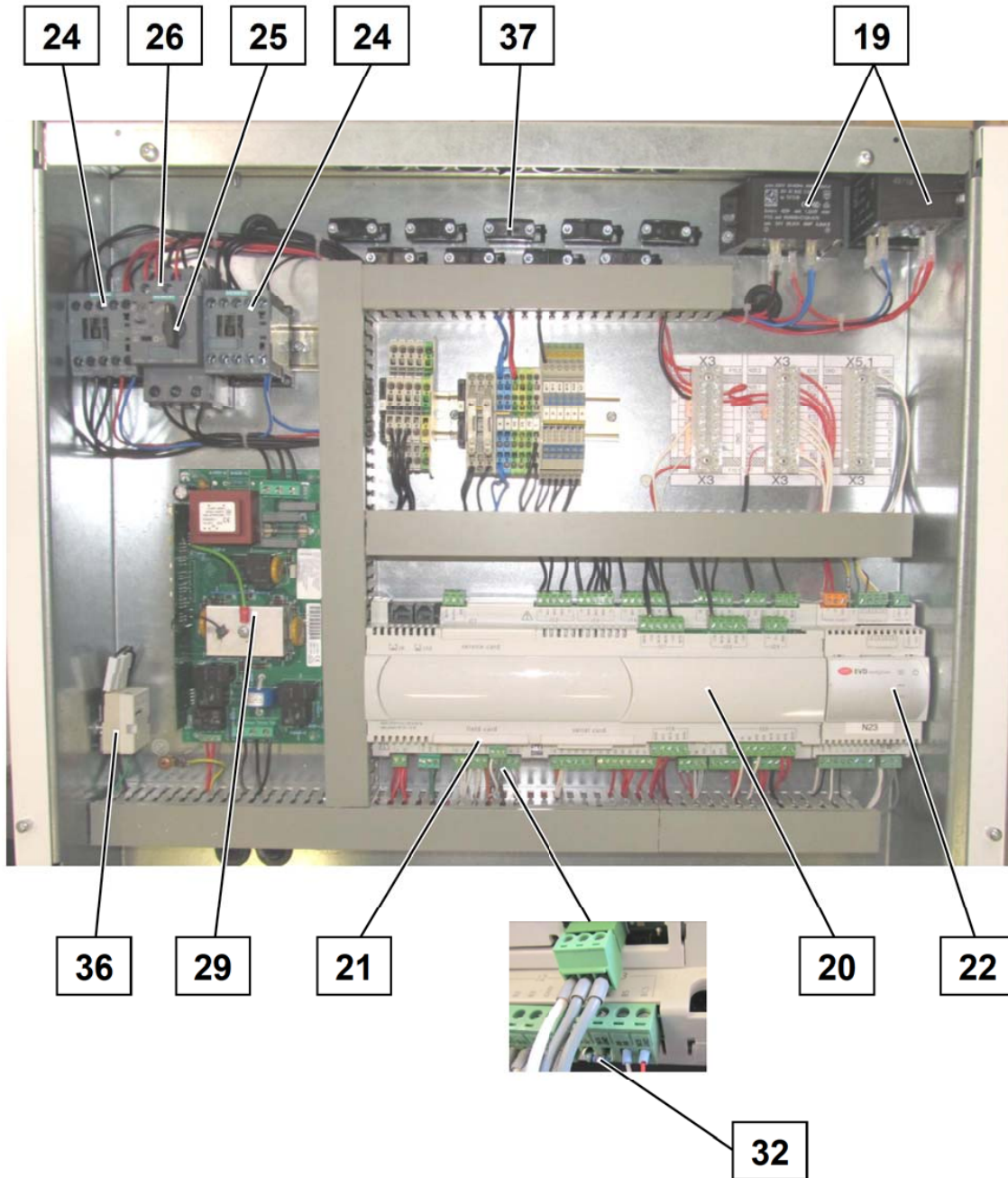
X.1: Component of a spare part

X/1: Accessory for a spare part


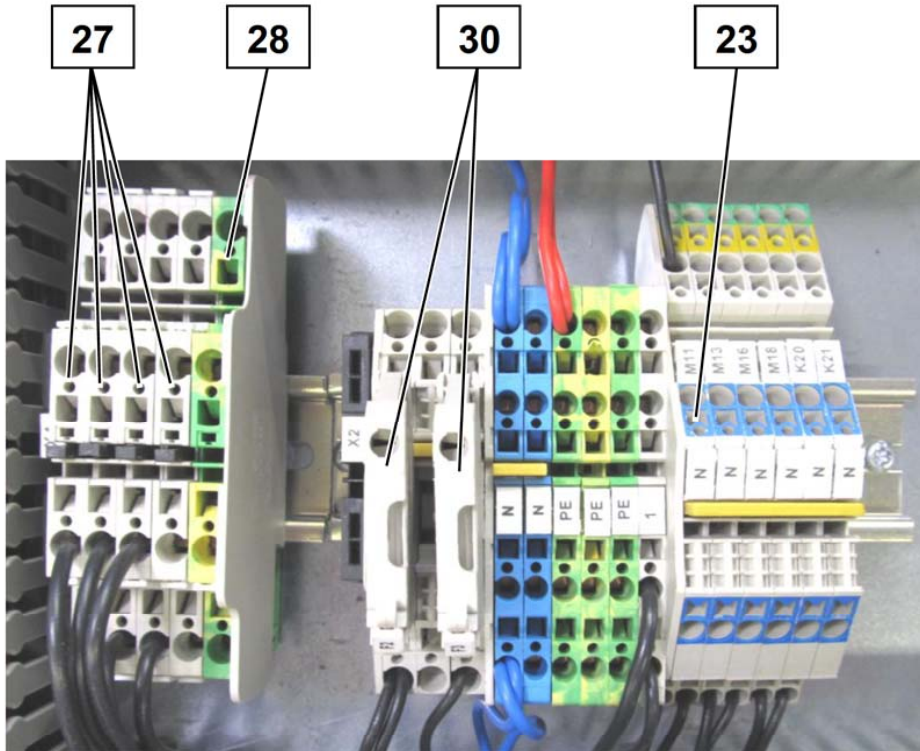
Note: The filter drier must always be exchanged when soldering work is carried out in the refrigerant circuit.



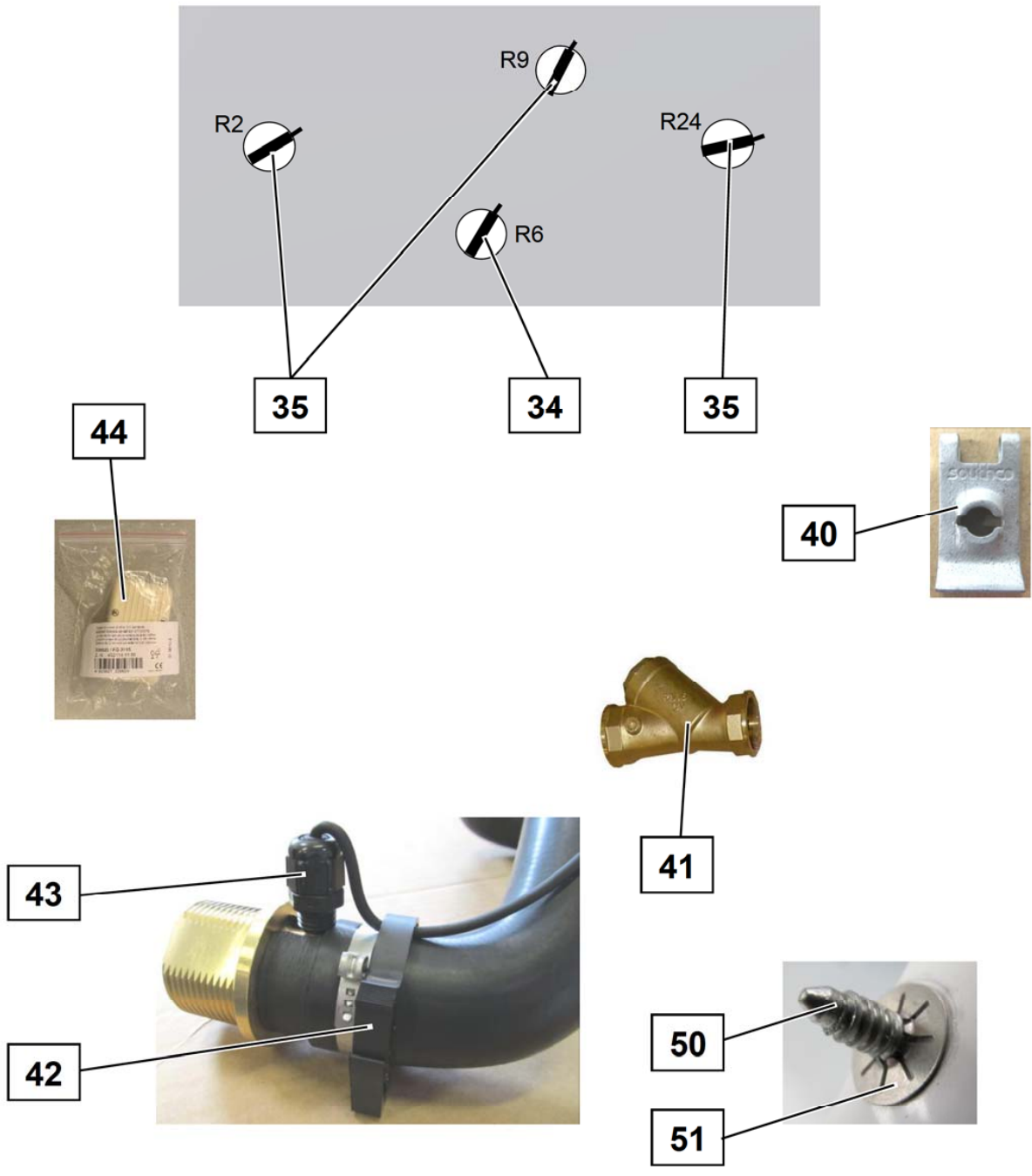
Images are intended for identifying the item in the spare parts list and may differ from the actual technical design.




Images are intended for identifying the item in the spare parts list and may differ from the actual technical design.



Images are intended for identifying the item in the spare parts list and may differ from the actual technical design.



Images are intended for identifying the item in the spare parts list and may differ from the actual technical design.



Images are intended for identifying the item in the spare parts list and may differ from the actual technical design.