

Spare parts list

Brand: Dimplex

Type: WI 22TU

Part number: 364220

| Position | Description | Part number | Serv. ind. |
|-----------|---|--------------------|------------|
| 1 | Compressor | 4522354128 | |
| 2 | Electronic expansion valve | 4522354134 | |
| 2.1 | Electric expansion valve stepper motor | 4522354125E | |
| 3 | Economiser | 4522352816 | |
| 4 | Inspection window | 4522354137* | |
| 5 | liquefier | 4522354129 | |
| 6 | Evaporator | 4522352819 | |
| 7 | Filter dryer | 4521504110E | |
| 8 | High-pressure switch | 4522344220 | |
| 9 | Low-pressure switch | 4522354133 | |
| 10 | Pressure sensor 0 - 45 bar | 4522344213E | |
| 10/1 | Cable for pressure sensor | 4522344271 | |
| 11 | Pressure sensor, 0 - 34.5 bar | 4521634116E | |
| 11/1 | Cable for pressure sensor | 4522344271 | |
| 12 | Schrader valve insert | 4518044288E | |
| 13 | Sealing cap | 4525014209E | |
| 14 | Cap nut | 4521224113E | |
| 15 | Rubber cushion | 4522344117E | |
| 16 | Insulation for plate heat exchanger | 4522352023 | |
| 17 | Insulation for evaporator | 4522352029 | |
| 18 | Insulation for economiser | 4522352022 | |
| 19 | Transformer | 4521154147E | |
| 20 | pCO controller, large | 4522328507E | |
| 21 | Interface card | 4522344191E | |
| 22 | Controller for elec. expansion valve | 4522344189E | |
| 23 | Terminal block Econ | 4522352808 | |
| 25 | Protective motor switch | 4518094355 | |
| 26 | Auxiliary switch | 4518094390 | |
| 27 | Tier terminal | 4521604126 | |
| 28 | Tier terminal - protective conductor | 4521604127 | |
| 29 | Soft starter | 4522304164E* | |
| 30 | Fuse | 4518034158E | |
| 31 | Terminal strip | 4521154162 | |
| 32 | Metal film resistor | 4522324141E | |
| 33 | Temperature Sensor NTC 1,5 m | 4522354122 | |
| 34 | Temperature sensor NTC-10 | 4522314135E | |
| 35 | Sensor | 4522314115E | |
| 36 | Capillary tube controller 137 °C | 4522354121 | |
| 37 | Strain relief | 4501194101E | |
| 38 | Control panel with GDD keypad | 4522302834E | |
| 39 | Connecting cable remote control 1.5m | 4522302832E | |
| 40 | Clip-on nut | 4522354103 | |


| Position | Description | Part number | Serv. ind. |
|----------|--------------------------------|-------------|------------|
| 41 | Dirt trap | 4522254147E | |
| 41.1 | Filter for dirt trap 1 1/4" | 4522254351 | |
| 42 | Hose clamp | 4522354119 | |
| 43 | Cable gland | 4205001 | |
| 44 | Temperature sensor with casing | 4521144180E | |
| 46 | Metal plug for round hole | 4522354140* | |
| 50 | Quick connector | 4522354102 | |
| 51 | Retaining ring | 4522354104 | |
| 52 | Front panelling | 4522352301 | |
| 53 | Cover panelling | 4522322303E | |
| 54 | Left side panel white | 4522353504 | |
| 56 | Right side panel white | 4522353505 | |
| 58 | Front cover white | 4522353506 | |
| 60 | Cover white | 4522353507 | |
| 62 | Contactora | 4518094307 | |
| 63 | Contactora | 4518094251 | |

* The article number corresponds to an alternative component, the original component is no longer available.




X.1: Component of a spare part

X/1: Accessory for a spare part


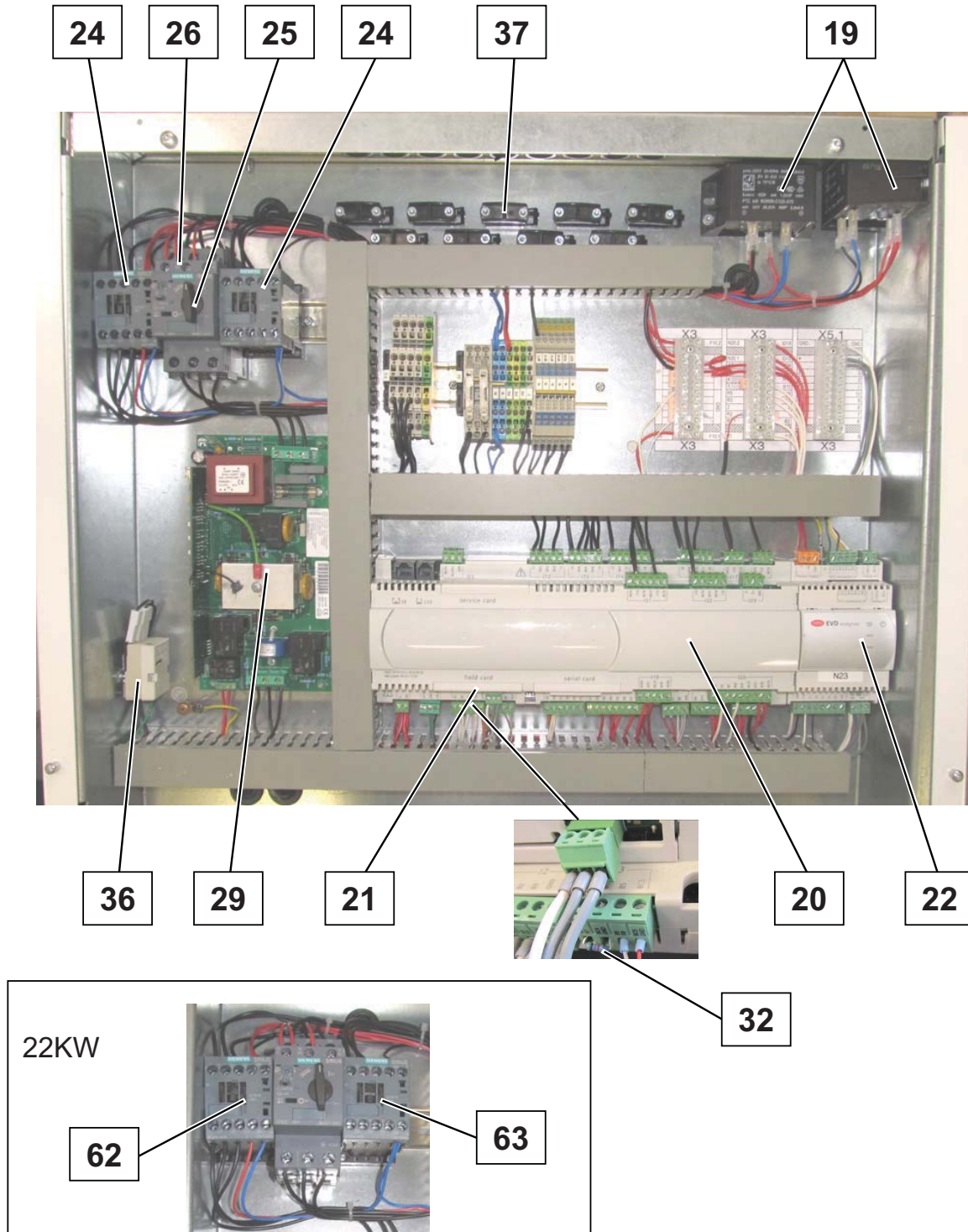
Note: The filter drier must always be exchanged when soldering work is carried out in the refrigerant circuit.



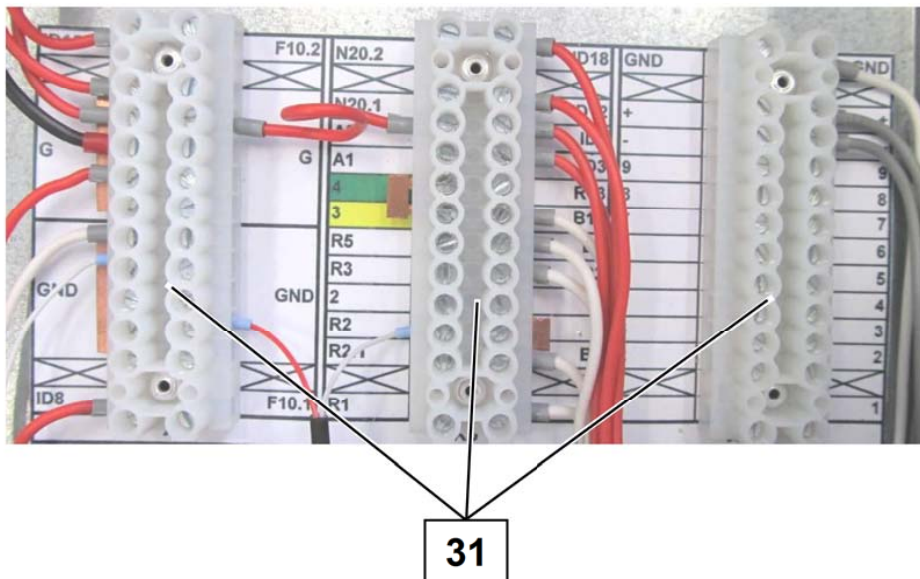
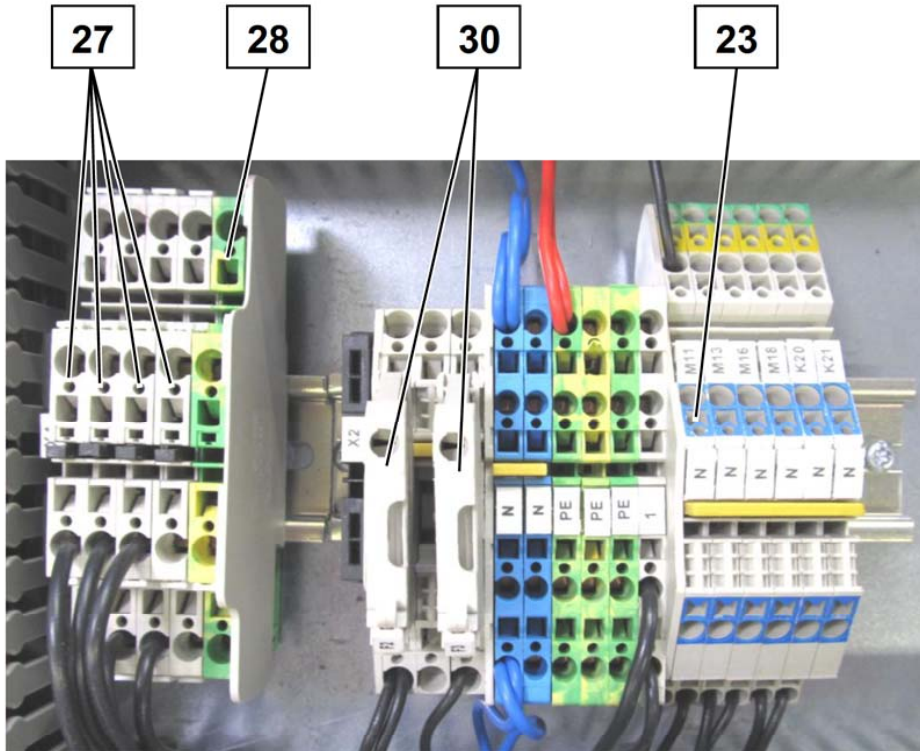
Images are intended for identifying the item in the spare parts list and may differ from the actual technical design.



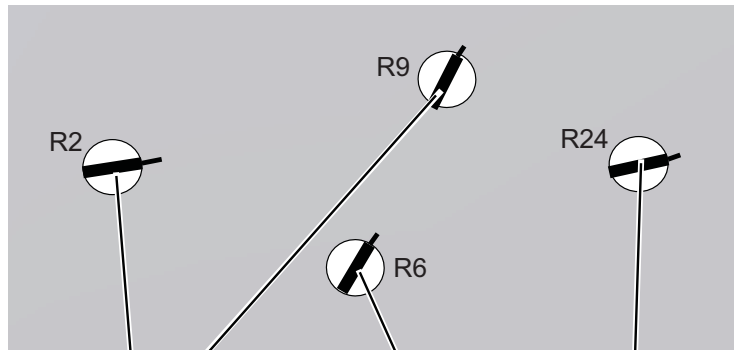
Images are intended for identifying the item in the spare parts list and may differ from the actual technical design.



Images are intended for identifying the item in the spare parts list and may differ from the actual technical design.



Images are intended for identifying the item in the spare parts list and may differ from the actual technical design.



44




35

34

35

40




49



41

43




42

50



51

Images are intended for identifying the item in the spare parts list and may differ from the actual technical design.



Images are intended for identifying the item in the spare parts list and may differ from the actual technical design.