

Spare parts list

Brand: Dimplex

Type: SIH 90TU

Part number: 368350

Position	Description	Part number	Serv. ind.
1	Compressor	4522344279	
2	Crankcase heater	4522344274	
3	Electronic expansion valve	4522344207	
3.1	Electric expansion valve stepper motor	4522354127E	
4	Filter dryer	4518124183	
5	Filter dryer insert	4518024162E	
6	Plate heat exchanger Note: Liquefier	4522344232	
7	Insulation set	4522342011E	
8	Plate heat exchanger Note: Evaporator	4522344235	
9	Insulation set	4522342015E	
10	Economiser	4522342803	
11	High-pressure switch	4519034119E	
12	Low-pressure switch Note: for operation with heat source brine	4521584121E	
13	Low-pressure switch Note: for operation with heat source water	4522344276	
14	Pressure sensor, 0 - 34.5 bar	4521634116E	
14/1	Cable for pressure sensor	4522344271	
15	Pressure sensor, 0 - 17.3 bar	4521634115E	
15/1	Cable for pressure sensor	4522344271	
16	Schrader valve insert	4518044288E	
17	Sealing cap	4525014209E	
18	Cap nut	4521224113E	
19	Vibration absorber	4518144117E	
20	Vibration absorber	4518144120	
21	Dirt trap 3"	4522344278	
22	Rubber cushion	4522344118	
23	Transformer	4521154147E	
24	Soft starter	4522344280	
25	controller Econ5Plus	4522328511E	
26	Terminal block, fitted	4522372807	
27	Axial-flow fan (AC)	1707220260	
28	Thermostat	4521634126E	
29	Controller for elec. expansion valve	4522344189E	


Position	Description	Part number	Serv. ind.
30	Contactator Note: K1 / K3	4522344168E	
31	Auxiliary switch	4522254343E	
32	Socket	4521374112E	
33	Relay	4521374111E	
34	Retaining clip	4522254246E	
35	Metal film resistor	4522344166E	
36	Through terminal	4522354176	
37	Through terminal	4522354177	
38	Fine-wire fuse 5,0 A	4522374102	
39	Capillary tube controller 137 °C	4522344273	
40	Terminal strip	4521154166	
41	Terminal strip	4521154149	
42	Terminal strip	4531454105	
43	Temperature sensor NTC-10	4522314135E	
44	Temperature Sensor	4522344190	
45	Temperature sensor with casing	4521144180E	
48	Control panel with GDD keypad	4522302834E	
49	Connecting cable remote control 1.5m	4522302832E	
50*	Cap 12mm cream white	4501282852E	
51	Black sash fastener with slot	4518014432E	
52	Upper front panelling	4522342301E	
53	Lower front panelling	4522342302E	
54	Cover panel	4522343508E	
55	Upper front panel	4522343563	
56	Lower front panel Dimplex design	4522343549E	
57	Upper side panel	4522343506E	
58	Lower side panel	4522343507E	
59	Upper back panel white	4522343587	
60	Lower back panel	4522343503E	
62*	Insulation for economiser	4522342061	

* not visible in the picture documentation

X.1: Component of a spare part

X/1: Accessory for a spare part

Note: The filter drier must always be exchanged when soldering work is carried out in the refrigerant circuit.



Images are intended for identifying the item in the spare parts list and may differ from the actual technical design.




11



12

13




14

Images are intended for identifying the item in the spare parts list and may differ from the actual technical design.



42

41


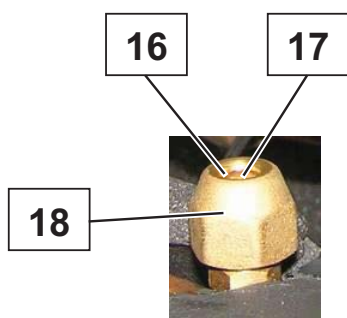


4



5

3

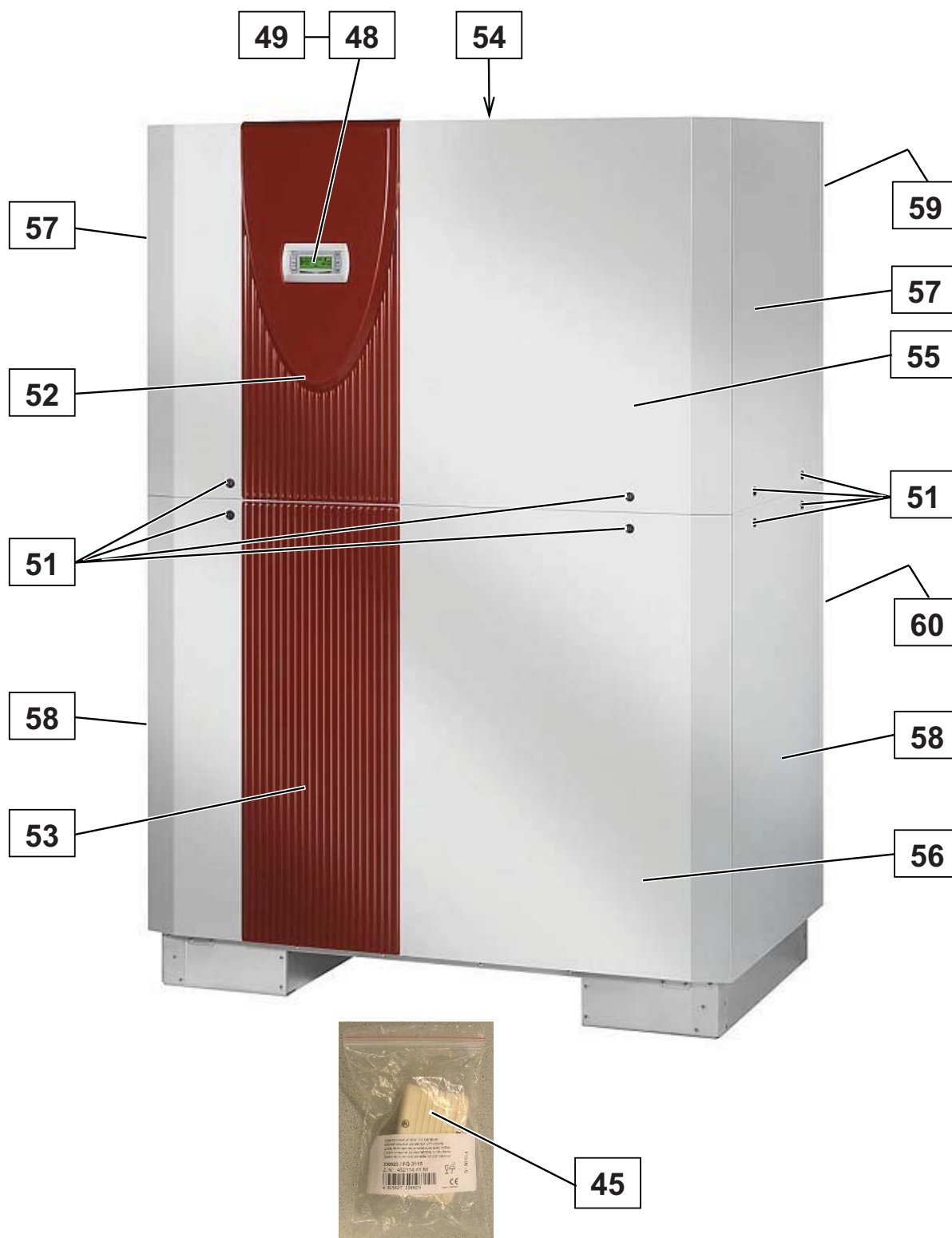
Images are intended for identifying the item in the spare parts list and may differ from the actual technical design.



Images are intended for identifying the item in the spare parts list and may differ from the actual technical design.



Images are intended for identifying the item in the spare parts list and may differ from the actual technical design.



Images are intended for identifying the item in the spare parts list and may differ from the actual technical design.